


PinSound

Speakers kit

STERN Whitestar



0 713091 605084
ps-spk-kit-ws-stern



KIT CONTENT



This kit is composed of 3 items

PS-SPK4



PS-SW8



STERN WHITESTAR MOUNTING SET

- Stereo 2.1 harness
- 8 screws
- 8 spacers
- Cable zip ties
- Manual



TOOLS

Soldering iron Screwdriver



Hexsocket screwdriver

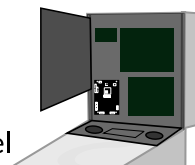


PREPARATION

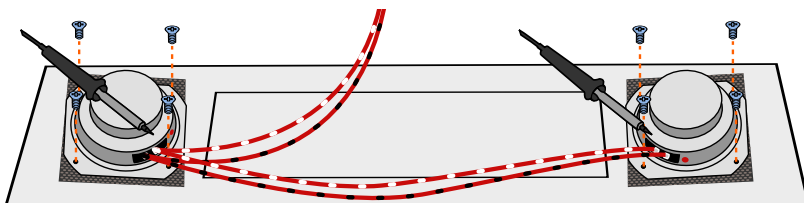


Turn your machine **OFF**


- Open backbox
- Access the speaker panel



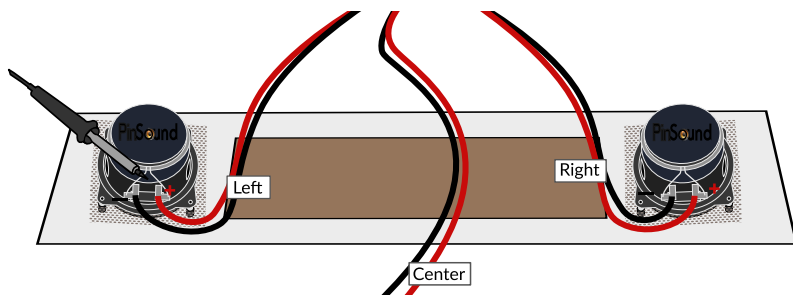
1 UNSOLDER ORIGINAL SPEAKERS



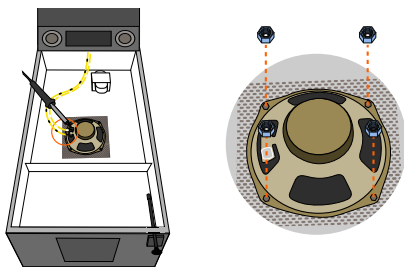
2 SCREW PINSOUND SPEAKERS



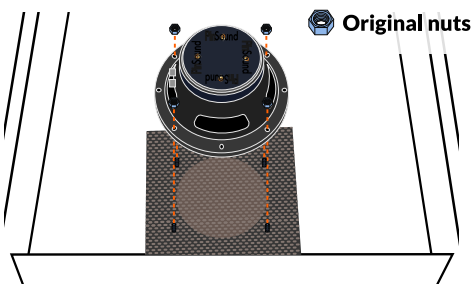
3 SOLDER PINSOUND SPEAKERS



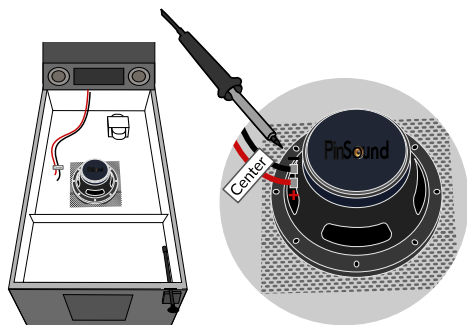
4 REMOVE ORIGINAL SUBWOOFER



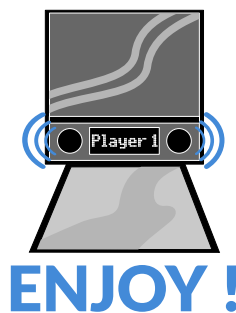
5 SCREW PINSOUND SUBWOOFER



6 SOLDER SUBWOOFER



7 TURN YOUR MACHINE ON



NEED HELP?

Manuals

Video Tutorials

Questions & Answers

www.pinsound.org/help