

PinSound

Speakers kit for PLUS & NEO DATA EAST



KIT CONTENT



This kit is composed of 3 items



PLUS or NEO sound board is required

PS-SPK4



PS-SW8



DATA EAST MOUNTING SET

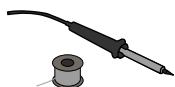
- Subwoofer spacer
- 8 short screws
- 8 spacers
- 4 long screws
- Cable zip ties
- Manual



TOOLS

Soldering iron

Screwdriver



Hexsocket screwdriver




PREPARATION

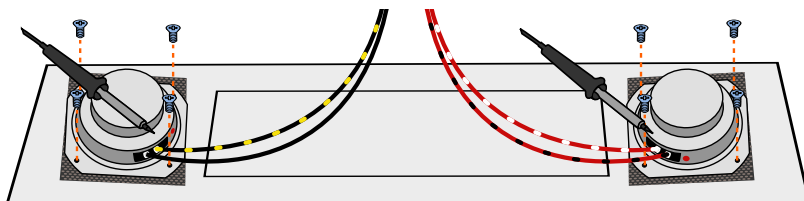


Turn your machine **OFF**


- Open backbox
- Access the speaker panel



1 UNSOLDER AND REMOVE ORIGINAL SPEAKERS



2 SCREW PINSOUND SPEAKERS

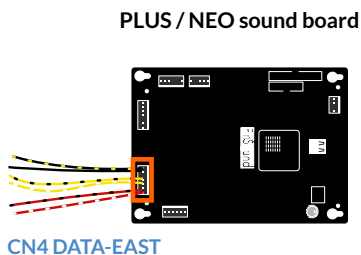


Provided short screws

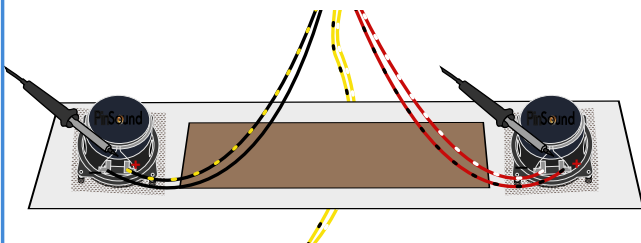


Provided spacers

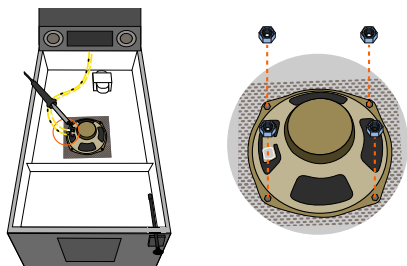
3 CHECK WIRING



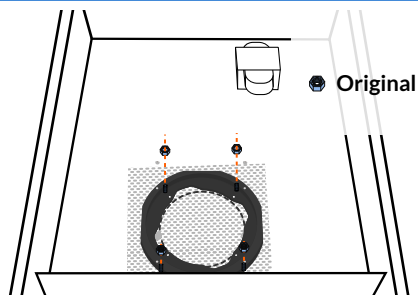
4 SOLDER PINSOUND SPEAKERS



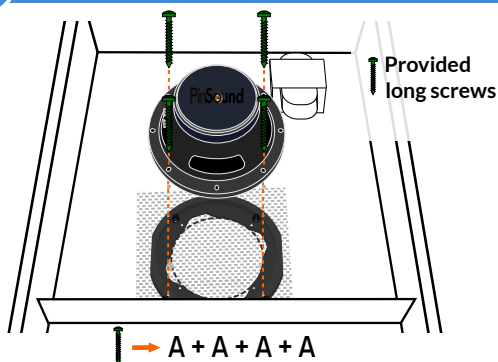
5 UNSOLDER SUBWOOFER



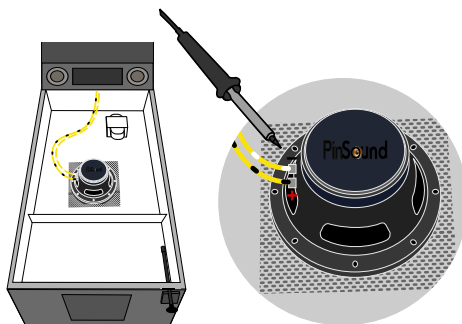
6 INSTALL SPACER



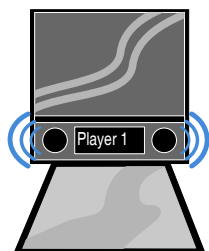
7 SCREW SUBWOOFER



8 SOLDER SUBWOOFER



9 TURN YOUR MACHINE ON



ENJOY !

NEED HELP?



www.pinsound.org/support