

PinSound

Speakers kit for PLUS & NEO

Bally Williams WPC (89-DCS-95)



0 713325 945597

ps-spk-kit-wpc



KIT CONTENT



This kit is composed of 3 items



PLUS or NEO sound board is required

PS-SPK5



PS-SW8



WPC 89-DCS-95 MOUNTING SET

- Stereo 2.1 harness wire
- Right speaker spacer
- Subwoofer spacer
- 4 short screws
- 4 long screws
- Cable zip ties
- Manual



TOOLS

Soldering iron



Screwdriver



5/16 Hex Socket screwdriver

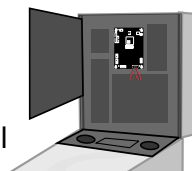


PREPARATION

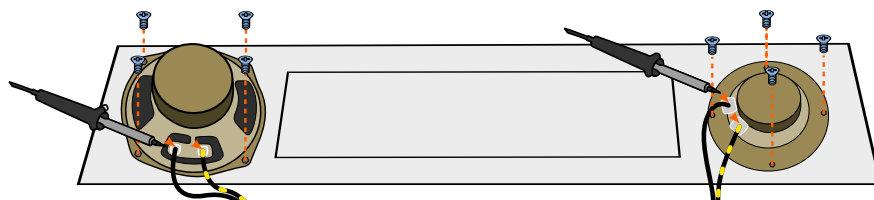


Turn your machine **OFF**

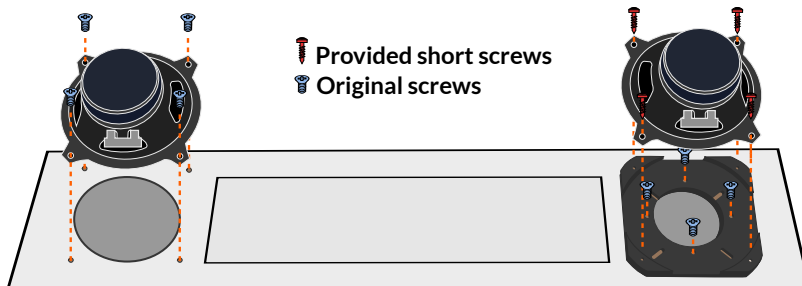
- Open backbox
- Access the speaker panel



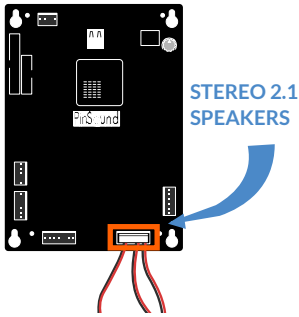
1 REMOVE WIRES & ORIGINAL SPEAKERS



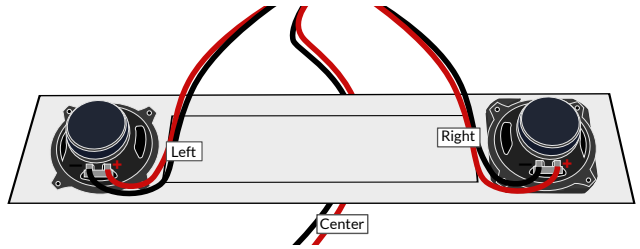
2 SCREW RIGHT ADAPTER & PIN SOUND SPEAKERS



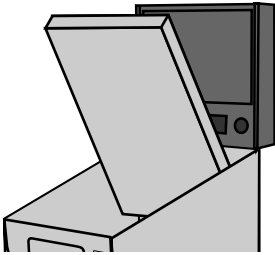
3 CONNECT NEW WIRING



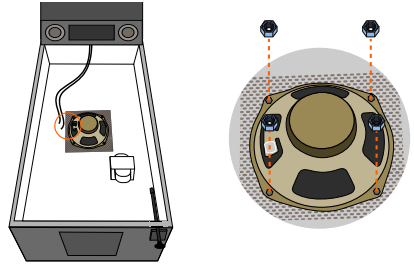
4 CONNECT PINSOUND SPEAKERS



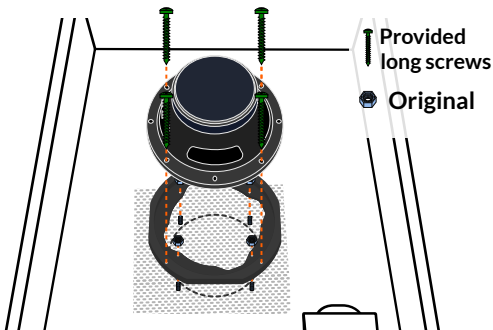
5 CLOSE BACKBOX / OPEN CABINET



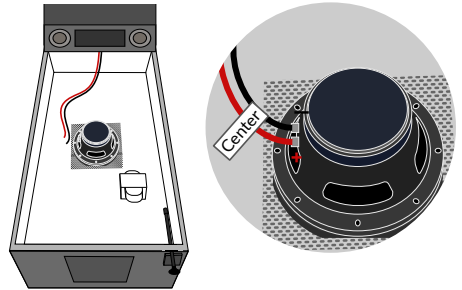
6 REMOVE WIRES & SUBWOOFER



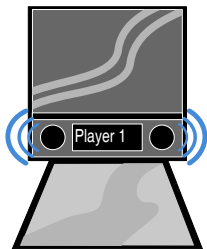
7 SCREW ADAPTER/SUBWOOFER



8 CONNECT SUBWOOFER



9 TURN YOUR MACHINE ON



ENJOY !

NEED HELP?



www.pinsound.org/support