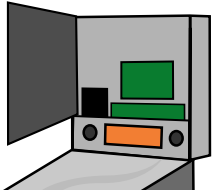


## 14 MACHINE ON



## 15 CHECK STATUS LED

Status LED	
LED201	Blanking
LED203	Running
LED202	Power

Off

Blinking green

Green

## 16 CHECK SMART STATUS

### Smart Status

- Green Running
- White Multipass ← 4 blinks → Security Validated
- Yellow Low Battery
- Blue Error EPROM
- Error RAM
- Error CPU/ASIC

Orange ● 5V Low 5V High

Red ● 12V Low 12V High

STARTUP



## 17 ENJOY!

Have fun with your new CPU!

## NEED HELP?

Installation video  
 Firmware update  
 Guide  
 Q&A

[www.pinsound.org/support](http://www.pinsound.org/support)



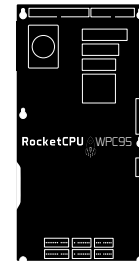
# RocketCPU

BY PinSound

## WPC-95



## KIT CONTENT



x1



x1



x2

Extra tools



x1


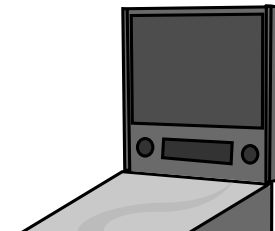


x1

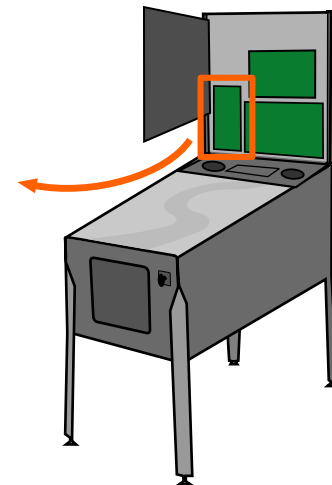
## TOOLS

### 1 OFF

### 2 OPEN BACKBOX



### 3 DISCONNECT AND REMOVE ORIGINAL CPU



If your RocketCPU is "Ready To Play" please go to step

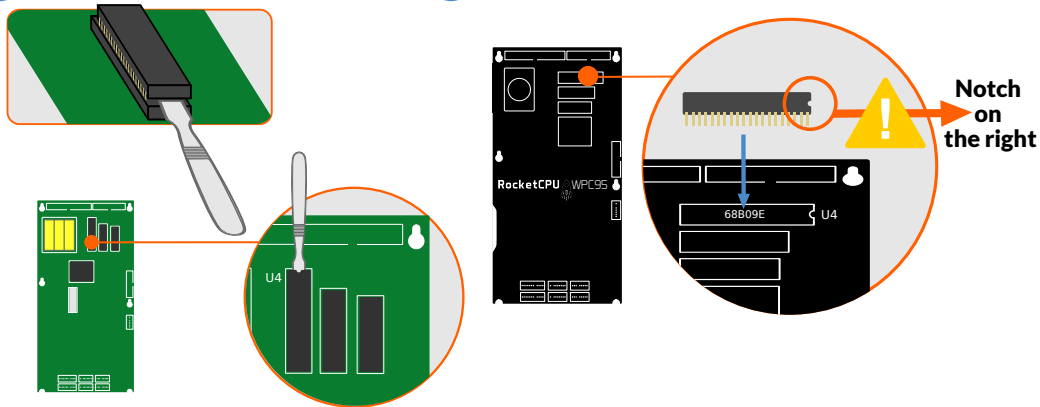
11

## ! WARNING

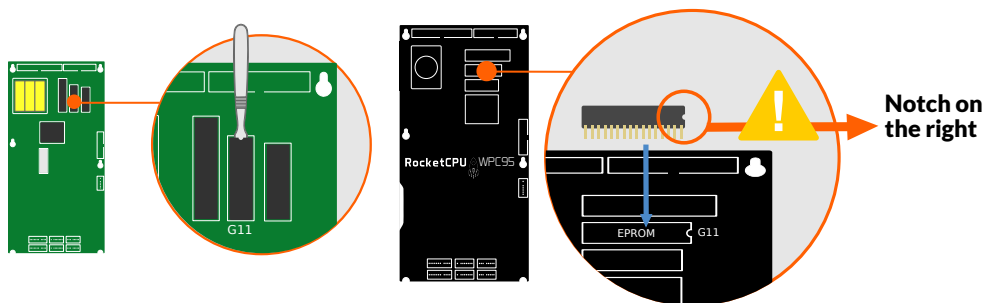
The following steps need to be followed carefully. Any failures or consequences are at your own risk and liability. In no case does the warranty cover any damages or indirect damages caused by a careless installation or handling mistake.

Please contact a technician if you do not feel confident doing it yourself.

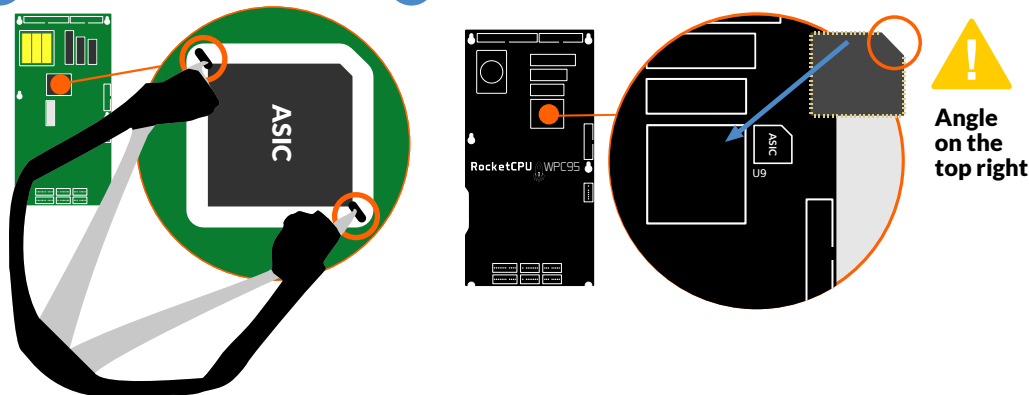
### 4 REMOVE PROCESSOR U4 5 TRANSFER U4 TO ROCKETCPU



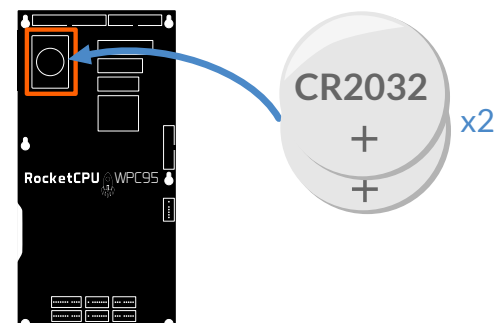
### 6 REMOVE EPROM G11 7 TRANSFER EPROM TO ROCKETCPU G11



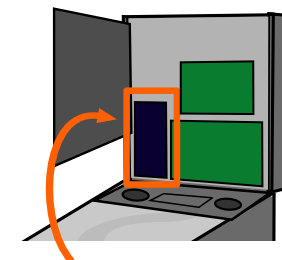
### 8 REMOVE ASIC U9 9 TRANSFER ASIC U9 TO ROCKETCPU



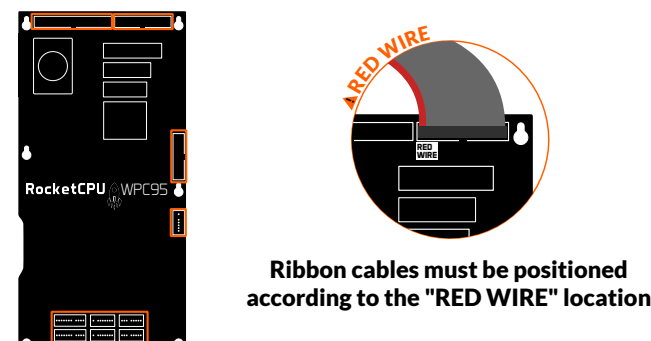
### 10 INSERT BATTERY



### 11 INSTALL THE BOARD IN



### 12 CONNECT



Depending on your machine, some connectors might not be used

### 13 CHECK DEFAULT SETTINGS

ON	OFF	W15	W16	W17	W18
<input type="checkbox"/>	<input type="checkbox"/>	OFF	OFF	ON	ON
America1					
<input type="checkbox"/>	<input type="checkbox"/>	OFF	OFF	OFF	OFF
America2					
<input type="checkbox"/>	<input type="checkbox"/>	ON	OFF	ON	ON
Europe					
<input type="checkbox"/>	<input type="checkbox"/>	ON	ON	OFF	OFF
France					
<input type="checkbox"/>	<input type="checkbox"/>	ON	ON	ON	OFF
Germany					
<input type="checkbox"/>	<input type="checkbox"/>	OFF	ON	ON	ON
Spain					

Country Selection

ON	OFF	W1	W2	W3	W4	W5	W6	W7	W8
<input type="checkbox"/>	<input type="checkbox"/>	ON	OFF	OFF	OFF	OFF	OFF	OFF	OFF

Default Jumpers Settings

Refer to original pinball machine manual